

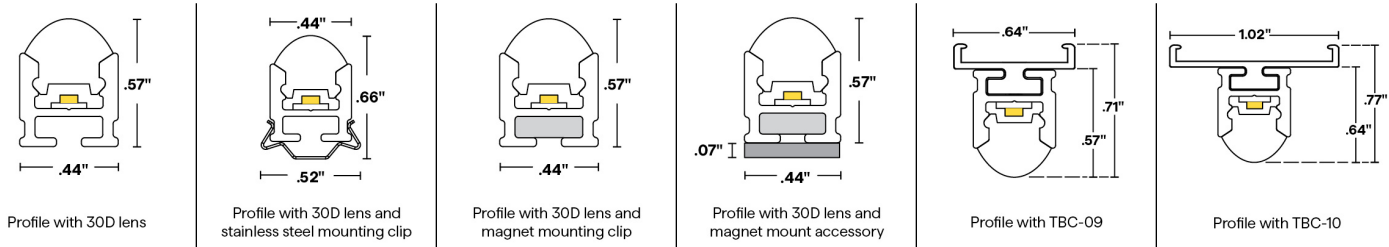




# MICRO 5 ALTA-OPTICS (02) STATIC WHITE

24VDC Linear Fixtures - Surface & Recessed

## 1 PRODUCT - DIMENSIONS




## 2 DELIVERED LUMENS

[Calculated L70 = 70000 hrs]  
Tested with ALTA-02-SW-\*\*-30-DRY

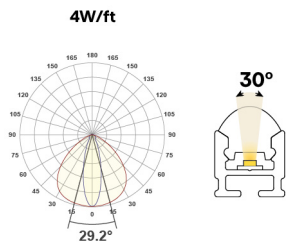
	1.0 W/FT		2.0 W/FT		4.0 W/FT	
	LM/FT	CRI	LM/FT	CRI	LM/FT	CRI
30D	87	98	165	98	346	98

## 5 DIODE VISIBILITY



## PHOTOMETRIC PERFORMANCE

Nominal beam spread shown, beam spread varies based on light engine. For more detailed information, see photometric data.



30D lens in 3000K



# MICRO 5 ALTA-OPTICS (02) STATIC WHITE

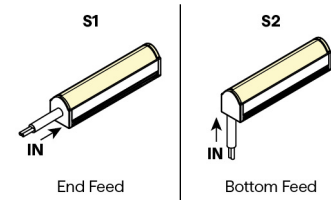
24VDC Linear Fixtures - Surface & Recessed

## TEMPERATURE RATINGS

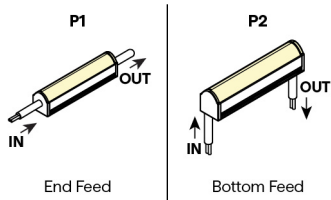
		1.0 W/FT		2.0 W/FT		4.0 W/FT	
		Min	Max	Min	Max	Min	Max
DRY	Ambient Operating Temp - Recessed	**	**	**	**	**	**
	Ambient Operating Temp - Surface	-4°F	145°F	-4°F	140°F	-4°F	120°F
DMP	Ambient Operating Temp - Recessed	**	**	**	**	**	**
	Ambient Operating Temp - Surface	-4°F	140°F	-4°F	135°F	-4°F	115°F

## 6 WIRE INPUT/OUTPUT

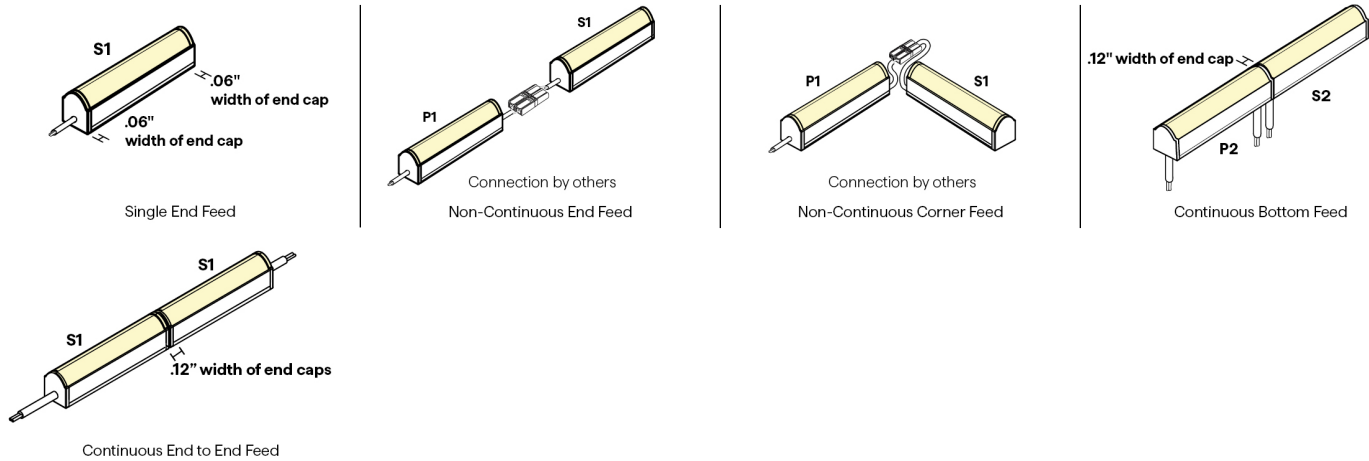
SINGLE (Input only)



PASS THROUGH (Input/Output)



## CONFIGURATION OPTIONS





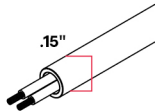
# MICRO 5 ALTA-OPTICS (02) STATIC WHITE

24VDC Linear Fixtures - Surface & Recessed

## 7 / 8 CONNECTOR/WIRE – IN/OUT

Connector/Wire In or Out not needed to specify product. Typical selection is S1 for Wire Input/Output, BW for Connector/Wire In, N/A for Connector/Wire Out

BW



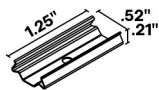
Bare Wire 24"  
22 AWG

## 9 WIRE COLOR



## 11 MOUNTING

SST



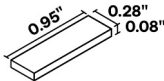
Stainless Steel Clip

2 pieces of hardware provided for 4' or less; 4 pieces provided for greater than 4'

To order separately use SST-08

Each clip comes with a #4 x 5/8" Flat Head SS

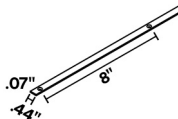
MG



Magnet Clip

One MG provided per foot  
To order separately use MG-03

MMA-03



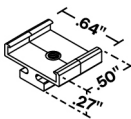
Magnet Mount  
Accessory for MG-03

96" lengths | Sold separately, to order use MMA-03

Each bracket comes with 2 #6 x 5/8" Flat Head SS per foot

Required when mounting to a non-magnetic surface

TBC-09



Plastic T-Bar Clip

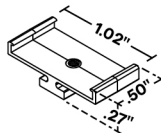
Use on 9/16" Flat or Tegular Drop Ceiling

2 clips provided for first 12"; 1 clip provided for each additional 12" or less length. 1 T-Bar Mounting Jig included with each fixture.

To order separately use TBC-09

Each pair of clips comes with M2.5 x 4mm

TBC-10



Plastic T-Bar Clip

Use on 15/16" Flat or Tegular Drop Ceiling

2 clips provided for first 12"; 1 clip provided for each additional 12" or less length. 1 T-Bar Mounting Jig included with each fixture.

To order separately use TBC-10

Each pair of clips comes with M2.5 x 4mm

## 12 FINISH



Custom finishes require a longer lead time, consult factory



# MICRO 5 ALTA-OPTICS (02) STATIC WHITE

## 24VDC Linear Fixtures - Surface & Recessed

15

EXACT/OPTIMAL FIXTURE LENGTH

E/O Length Calculator →

E/O Explained →

Exact fixtures are the exact length specified. Optimal fixtures' length is rounded down based on LED cut points to allow the fixture to be illuminated end to end. For runs with multiple fixtures that need to fill a specific length, it's recommended to order all optimal fixtures with an exact fixture at the end of the run.



### SW DRY DMP LENGTHS BY INCH

#### EXACT LENGTH

Requested Length	Potential dim spot on either end of a S1 fixture
	S1
12"	0.5"
13"	0.5"
14"	0.5"
15"	0.5"
16"	0.5"
17"	0.5"
18"	0.5"
19"	0.5"
20"	0.5"
21"	0.5"
22"	0.5"
23"	0.5"
24"	0.5"
36"	0.5"
48"	0.5"
60"	0.5"
72"	0.5"
84"	0.5"
96"	0.5"

#### OPTIMAL LENGTH

Requested Nominal Length	S1 & S2	P1 & P2
	S1 End Feed Bottom Feed	P1 End Feed Bottom Feed
12"	11.38"	11.63"
13"	12.38"	12.63"
14"	13.38"	13.63"
15"	14.38"	14.63"
16"	15.38"	15.63"
17"	16.38"	16.63"
18"	17.38"	17.63"
19"	18.38"	18.63"
20"	19.38"	19.63"
21"	20.38"	20.63"
22"	21.38"	21.63"
23"	22.38"	22.63"
24"	23.38"	23.63"
36"	35.38"	35.63"
48"	47.38"	47.63"
60"	59.38"	59.63"
72"	71.38"	71.63"
84"	83.38"	83.63"
96"	95.38"	95.63"


14

EXACT/OPTIMAL FIXTURE LENGTH

E/O Length Calculator →

E/O Explained →

Exact fixtures are the exact length specified. Optimal fixtures' length is rounded down based on LED cut points to allow the fixture to be illuminated end to end. For runs with multiple fixtures that need to fill a specific length, it's recommended to order all optimal fixtures with an exact fixture at the end of the run.





# MICRO 5 ALTA-OPTICS (02) STATIC WHITE

24VDC Linear Fixtures - Surface & Recessed

## COMPATIBLE POWER SUPPLIES

See power supplies cut sheets for more information. Data subject to change, all data has +/- 5% tolerance.

DIM TO LEVEL	INDOOR
	MICRO 5-SW
Dim to Black	Q6M-DC+CAP QTM-DC+CAP IQ-PH+QD1
0.1%	QT-CAB-QZ-PH/0-10V QT-CAB-eLED+0-10V QT-CAB-eLED+0-10V-AWN QT-CAB-eLED+DALI-DT6 QT-CAB-eLED+DALI-DT6-AWN QTM-eLED+0-10V QTM-eLED+0-10V-AWN QTM-eLED+DALI-DT6 QTM-eLED+DALI-DT6-AWN QZ-BOWTIE+DIMMER QZ-DMX QZ-PH/0-10V QZ-STICK-PH/0-10V QZLP
1%	QTM-eLED(E) QZ-DALI-DT6
10%	Non-Dim Power Supply with SW App Dongle

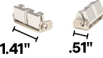




DIMMING PROTOCOL	INDOOR
	MICRO 5-SW
Non-Dim	QT-CAB-eLED-ND QTM-eLED-ND QZ-ND
Phase	Q6M-DC+CAP QT-CAB-QZ-PH/0-10V QTM-DC+CAP QTM-eLED(E) QZ-BOWTIE+DIMMER QZ-PH/0-10V QZ-STICK-PH/0-10V QZLP IQ-PH+QD1
0-10V	QT-CAB-QZ-PH/0-10V QT-CAB-eLED+0-10V QT-CAB-eLED+0-10V-AWN QTM-eLED+0-10V QTM-eLED+0-10V-AWN QZ-PH/0-10V QZ-STICK-PH/0-10V QZLP
Lutron Athena	QT-CAB-eLED+0-10V-AWN QT-CAB-eLED+DALI-DT6-AWN QTM-eLED+0-10V-AWN QTM-eLED+DALI-DT6-AWN
ECO System	QTM-eLED(E)
DMX	QZ-DMX
DALI-2: DT6	QT-CAB-eLED+DALI-DT6 QT-CAB-eLED+DALI-DT6-AWN QTM-eLED+DALI-DT6 QTM-eLED+DALI-DT6-AWN QZ-DALI-DT6
SCENE App Dimmed	Non-Dim Power Supply with SW App Dongle








# MICRO 5 ALTA-OPTICS (02) STATIC WHITE

24VDC Linear Fixtures - Surface & Recessed

## COMPATIBLE MOUNTING ACCESSORIES

HINGE - HMB-S	VHB	NJ-GRAZER	BL-GRAZER	NU-GRAZER
				
Adjustable mounting bracket - Small	Double sided mounting tape	J Mounting Bracket	Backwards L Mounting Bracket	U Mounting Bracket

## COMPATIBLE WIRING ACCESSORIES

Q-mini-J	Q-mini-J5	CON120-EXT	CON FOUR-FER	CON M - BARREL F
				
UL Listed, miniature junction box, DRY/DMP (WET rated with silicone)	UL Listed, miniature junction box, DRY/DMP (WET rated with silicone)	10ft Con cable extender DRY/DMP/WET	Splits lead from one to four LED Con connectors DRY/DMP/WET	Male con to barrel cable adaptor DRY/DMP

## COMPATIBLE CONTROL ACCESSORIES

SCENE APP DONGLE

Wi-Fi or Bluetooth Connectivity

## COMPATIBLE APPS

NFC APP

Read and write DMX addresses and adjust voltage